

Bilthorpe Flying High Academy celebrates children's progress as Secretary of State for Education confirms "...your school is amongst the top 3% of schools in England."



# BFHA PARENTS' GUIDE TO HOME LEARNING AND CATCH UP/ KEEP UP





As we have returned to full school opening, we are aware of the challenges ahead. As a school, we have already seen numerous families needing to self-isolate or families awaiting testing results.

We are using our Bilsthorpe 3D curriculum to ensure that all children have access to high quality teaching and learning, teaching resources and videos. We want these to be available all the time so if they are at home self-isolating or should we need to go into local / national lockdown again, the work is there ready to access. This will ensure we have the ability to switch from classroom teaching to virtual learning at any time.

We don't want any child to miss out on their education and fall behind due to self-isolating and as a result have launched home learning and keep up/ catch up areas on our school website on the class pages.

### **Virtual learning grids:**

You will remember the virtual learning grids as we used them in lock down. The feedback from our questionnaires was very positive and the children said they liked them. As a result, we are going to continue to use these. Each week, the teacher plans the lessons for the week ahead- during this planning time the teachers are going to also make a virtual learning grid which will be on the class page on Monday morning. This means if your child or your family are needing to self-isolate, the children will be able to go straight to their class page and complete the work alongside their peers. The grid contains links, websites, videos and other resources to support the learning.

To locate: Click Children from the main menu- Class pages – the year group – Catch up - Keep up.

(Pictures available below)

### **The home-learning**

We have reflected on our learning during the national lockdown and want to replace “homework” with home learning which we see as an integral part of our curriculum and part of keep up/ catch up.

The home- learning is closely linked to the learning that is happening in lesson time. At the moment, we are making sure we are visiting the key pillars of knowledge (the key bits of learning from the year before) in every single lesson to recall, remember and consolidate the learning before we teach some new learning. The home learning will be linked to lessons where the teacher feels the whole class could do with some further practise, consolidate their learning and deepen their knowledge and understanding.

Home learning will look similar across the whole school

Maths: Every week the teacher will choose a lesson where they feel the whole class could do with some further practise to secure their learning and deepen their knowledge.

Phonics: Phonics will be linked to the phonemes (the sounds) the children are learning that week.

Reading: In early years, the children will be reading their Big Cat books every day. In key stage one, children will read their Big Cat books and a book they have chosen to read with you for pleasure every day. As Year two go into spring term, they will start to practise answering questions about a text – comprehension. Key stage two will be reading every day and have a comprehension to complete at home too.

Spellings: Weekly spellings will be given and of course, they have access to spelling shed.

Times tables: Times table rock stars.

Click – Children – Class pages- Home learning

(Pictures below)

### **Catch up -Keep up**

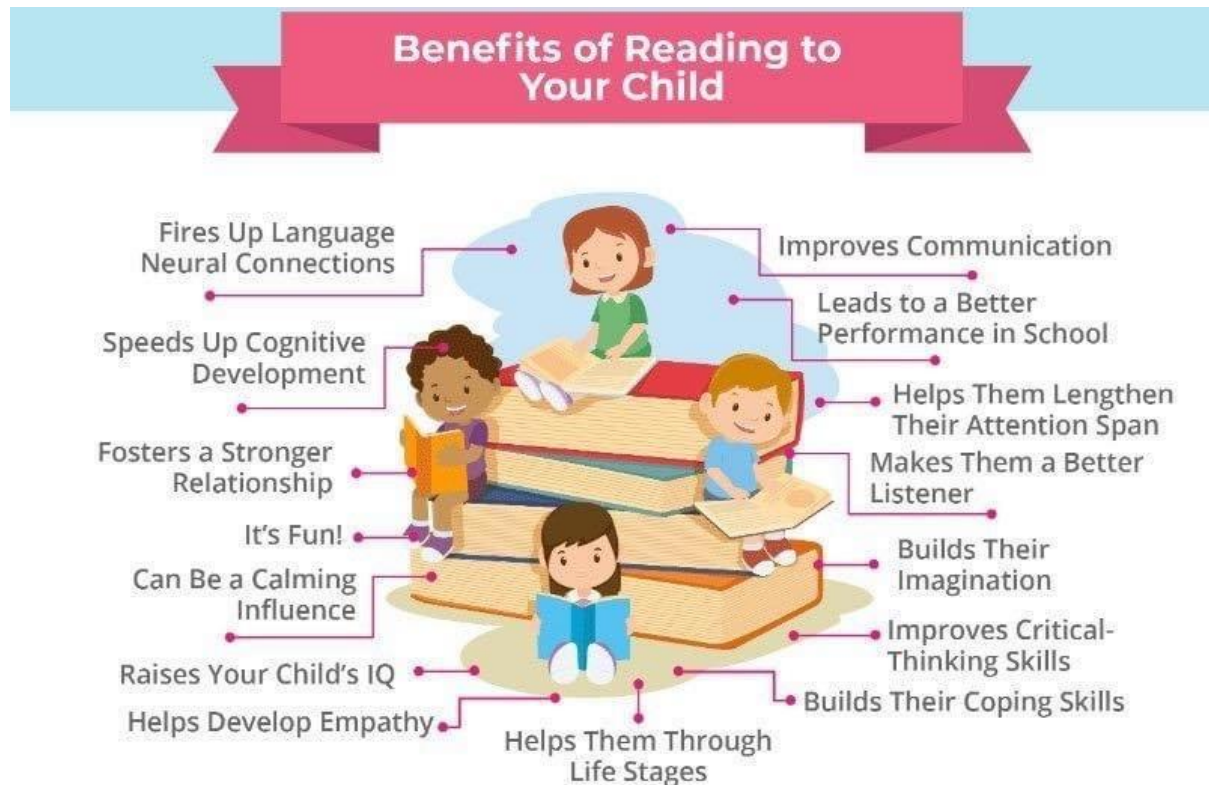
We have had a long-time off school due to a National lock down. We are getting back into learning again, but we want to help you support your children to catch up and keep up with their learning. If the children have found something a bit tricky during the week, we don't want them to worry. We want them to take a look at the lesson again through the videos – remember they can stop and pause them, practise, watch a bit more and practise again. The children can use their homework books to practise so they have somewhere to write in and capture their learning. This will really help them to consolidate their learning and will be really helpful for them in the long term.

Also if they are wanting to look at what is coming next week and prepare themselves for the next lesson, they can take a look at the videos before the lesson- this will really help them feel even more confident in the lesson and perhaps enable them to reach even more deeper learning challenges.

Click: children- class pages- catch up/ keep up – click on the area

(Pictures below)

Reading: Reading is so important and key to everything. Please listen to your child read every single day. Enjoy bedtime stories together. As the children go through school, get them to read every single day- ask them about their books...



#### Links to useful websites for reading

<https://www.bbc.co.uk/cbeebies/grownups/making-time-for-books-at-home>

<https://readingeggs.co.uk/articles/2018/09/16/teach-kids-to-read-at-home/>

<https://bilsthorpe-flying-high-academy.secure-primariesite.net/reading/>

#### PHONICS

<https://bilsthorpe-flying-high-academy.secure-primariesite.net/phonics/>

#### Writing and spelling

<https://bilsthorpe-flying-high-academy.secure-primariesite.net/writing/>

Maths will be on all the children's class pages as they will be linked to the lessons that week. In the catch up / keep up section, the children will be able to access previous weeks' videos so they can keep playing them to consolidate their learning.

**Spelling, Punctuation and Grammar will be on the children's class pages- weblinks will take the children to different areas of spelling punctuation and grammar they are finding tricky.**

To access all of the above – click on children and then class pages- choose the class your child is in.

Click the area you need...

Home learning (for weekly English, maths and spelling activities). The expectation is that these tasks will be completed and handed in weekly.

Keep up catch up (for virtual learning grids if they are self-isolating as well as resources to support your child with catching up and keeping up with their classroom learning).

(Pictures below)

## Year 2

[Home](#) >> [Children](#) >> [Class Pages](#) >> [Year 2](#)



Our teacher is Miss Shewen

Our teaching assistant is Mrs Butt who will work with us every morning.

Follow us on Twitter [@BFHAY2](#) [@BilsthorpeFHA](#)



Home  
Learning



Catch Up -  
Keep Up



Important  
Dates



Useful  
Websites



PE



Newsletter

# Home Learning

Home >> Children >> Class Pages >> Year 2 >> Home Learning



**Please ensure you read with your child and practise their spellings as often as possible and record this in your child's reading diary. Your child should also be using Times Tables Rockstars and Spelling/Maths Shed regularly.**

In addition to this, a weekly home learning task will include 1 maths video and worksheet and a weekly phonics sheet to consolidate the phonemes we have learnt in school.

See the 'Keep up- Catch up' tab to access other home learning videos to support with current learning in the classroom. The tasks in the video can also be completed in the homework book.



Phonics



Maths



Spelling

## Phonics


Home >> Children >> Class Pages >> Year 2 >> Home Learning >> Phonics



ay oy ea ir ie.pdf

# Maths

Home >> Children >> Class Pages >> Year 2 >> Home Learning >> Maths



For a video to help with your homework on tens and ones using addition (18.09.20) click [here](#)



[18.09.20 Tens and ones using addition.pdf](#)



[18.09.20 ANSWERS.pdf](#)



[11.09.20 Compare-numbers-within-50.pdf](#)



[11.09.20 Tens-and-ones.pdf](#)

# Spelling

Home >> Children >> Class Pages >> Year 2 >> Home Learning >> Spelling



[18.09.20.pdf](#)



[11.09.20.pdf](#)

Home learning will be linked to lessons where the teachers feel the children need to develop further either to strengthen their learning or to deepen their understanding.

Spellings for each week will be uploaded to the spelling star in the home learning section.



# Catch Up - Keep Up

[Home](#) >> [Children](#) >> [Class Pages](#) >> [Year 2](#) >> [Catch Up - Keep Up](#)



## Catch Up - Keep Up



[Virtual  
Learning Grid](#)



[Phonics](#)



[Maths](#)



[Reading](#)



[SPaG](#)



# Virtual Learning Grid

[Home](#) >> [Children](#) >> [Class Pages](#) >> [Year 2](#) >> [Catch Up - Keep Up](#) >> [Virtual Learning Grid](#)



## **Catch Up - Keep Up** **Virtual Learning Grid**



[Weekly home learning grid WC 21.09.20.pdf](#)



[Science - materials table.docx](#)



[WC 14.09.20 Home learning grid .pdf](#)



[timeline.docx](#)

# Phonics

Home >> Children >> Class Pages >> Year 2 >> Catch Up - Keep Up >> Phonics



## **Catch Up - Keep Up Phonics**

25.09.20 - wh



The phonics videos will be linked to the phoneme the children are learning each week. Just click play and the children can practise the phoneme (the sound) and the grapheme (when they write the sound down).

## Maths

[Home](#) >> [Children](#) >> [Class Pages](#) >> [Year 2](#) >> [Catch Up - Keep Up](#) >> [Maths](#)



### **Catch Up - Keep Up Maths**

Take a look at these maths videos linked to our learning this week. You could complete some of the activities in your homework book. This extra consolidation will be really helpful in the long run!

[Week commencing 7.09.20](#)

[Week commencing 14.09.20](#)

[Week commencing 21.09.20](#)

## Reading

[Home](#) >> [Children](#) >> [Class Pages](#) >> [Year 2](#) >> [Catch Up - Keep Up](#) >> [Reading](#)



### **Catch Up - Keep Up Reading**

[Reading lesson - Cyril and Pat by Emily Gravett](#)

#### Catch up – Keep up


This is to ensure no one falls behind – no one misses out on learning due to having to self-isolate or because of a local lockdown.

Each week the virtual learning grid will mirror the learning happening in each classroom.

There will be links to videos and resources to support the children with their learning.

If additional resources are required, they will also be uploaded to this area.

					
	Roughly Monday	Tuesday ish	Sometime around Wednesday	Thursday or so	Close to Friday
Every day	TTRS for 5 minutes		Spelling Shed for 5 minutes		Read for 20 minutes
Phonics	Phonics - ir 'Catch up keep up' section of class webpage	Phonics - ue /oo/ 'Catch up keep up' section of class webpage	Phonics - ue /yoo/ 'Catch up keep up' section of class webpage	Phonics - aw 'Catch up keep up' section of class webpage	Phonics - wh 'Catch up keep up' section of class webpage
English	 Listen to the story Sid the silly sausage dog and retell it to someone in your house <a href="https://www.youtube.com/watch?v=GQLEeFqoeM8">https://www.youtube.com/watch?v=GQLEeFqoeM8</a>	Sequence the story and think of adjectives you could use in each part of the story to describe what is happening.	Write a retelling of the story Super Sid the Silly Sausage dog. Use the plan you created and include the adjectives you planned in your story. How many can you use?		
Maths	 White Rose Maths lesson <a href="https://whiterosemaths.com/homelearning/year-2/week-3/">https://whiterosemaths.com/homelearning/year-2/week-3/</a>	White Rose Maths lesson <a href="https://whiterosemaths.com/homelearning/year-2/week-3/">https://whiterosemaths.com/homelearning/year-2/week-3/</a>	White Rose Maths lesson <a href="https://whiterosemaths.com/homelearning/year-2/week-3/">https://whiterosemaths.com/homelearning/year-2/week-3/</a>	White Rose Maths lesson <a href="https://whiterosemaths.com/homelearning/year-2/week-3/">https://whiterosemaths.com/homelearning/year-2/week-3/</a>	White Rose Maths lesson <a href="https://whiterosemaths.com/homelearning/year-2/week-3/">https://whiterosemaths.com/homelearning/year-2/week-3/</a>
Project	 Turtle 2do on Purple Mash Can you set instructions for the turtle to follow?	Turtle 2do on Purple Mash Use the turtle programme to give more detailed instructions using the timer or repeat buttons	Chimp debugging 2do on Purple Mash Find the bug to correct the instructions	Science - Complete the materials and their properties check list	
Optional extras	Websites on your class page		Purple Mash Games		


Resources
Professional Development
Home Learning
Who We Are
News

## Week 3

Previous

Next

Tens and ones using addition



Using a place value chart



The maths videos will be uploaded so the children can go back and re-watch the lessons they have had that week. To build confidence, the children can watch the next day's lesson in advance to support their learning. The videos can be paused while the children practise their maths skills.