

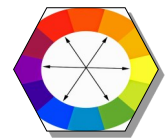

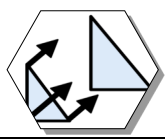






Year 3—How do we express creativity?

Sticky Knowledge

1. An artist is a person who creates art (such as painting, sculpture, music or writing) using skill and creative imagination.
2. Tone is how light or dark something is.
3. Contrasting colours are those which lie on the opposite sides of the colour wheel.
4. Complimentary colours are pairs of colours that contrast with each other more than any colour, and when placed side-by-side make each other look brighter.
5. A tonal scale shows us the difference in tones that can be created using pencil.
6. Proportion is an element of art that compares the size of a part of an object in relation to the size of another part of the same object.
7. Shading can give light and dark tones and this can create atmosphere.
8. The bristles, belly and toe of the paintbrush can all be used in different ways to create different effects.

Key vocabulary

Artist		A person who uses skill and imagination to create art
Tone		A simple concept focused on light and dark
Contrasting		Contrasting colours are those which lie on the opposite sides of the colour wheel.
Complimentary		Complementary colours are pairs of colours that contrast with each other more than any other colour
Proportion		The size relationship between different parts of a picture or sculpture
Shading		A technique of adding darkness to a drawing to make shapes look solid, three-dimensional, and realistic.
Shadow		A dark shape or area produced on a surface when an object blocks light from a source
Texture		How something feels or looks like it feels.
Designer		A person who creates plans, drawings, or models to make something new or improve an existing product.