

**WELCOME TO**  
**F2**

---

Bilthorpe Flying High Academy



# THE TEAM

## Class Teacher:

Miss Evans

## Teaching Assistant's/1:1 support:

Miss Benger

Miss Sigsworth

Mrs Ferguson

## PPA/Leadership Cover:

Miss Smith and Mrs Perkin





## WHAT F2 LOOKS LIKE

- Every child deserves the best possible start in life. Children develop quickly in the early years, and we understand the importance of harnessing every opportunity to ensure that all children have the secure foundation to reach their full potential. We know that children's experience between birth to five has the greatest impact on their later life chances. For that reason, we are committed to ensuring that our provision provides children with a secure and happy environment in which to grow and flourish.

### Prime Areas:

- Communication and Language
- Personal, Social and Emotional Development
- Physical Development

### Specific Areas:

- Literacy
- Maths
- Understanding the World
- Expressive Arts and Design

# WRAPAROUND CARE AT BFHA

## Breakfast Club:

Our Breakfast Club is run by Mrs Perkin and Mrs Vernon, starting every day during term time at 7.45am and running through to the start of the school day when children are delivered to their classrooms. Breakfast Club costs £4.00 per child per day with a 50% discount for children entitled to Free School Meals.



## After School Club (Lime Trees):


This service can be booked via our online booking system, Simply visit our website [The Lime Trees](#) and select the 'Book Now' option from the top left drop-down menu. Choose your desired location and click 'Book Now'.

Please note **you will need to register your child/children** before you are able to make a booking.

	After School Club
Time	End of school-6pm
Cost	£9.50
Location	School dining room

WHAT F2  
LOOKS LIKE

---




# F2 INDOORS

---



# F2 OUTDOORS

---



# RECEPTION BASELINE ASSESSMENT

- You will receive a letter regarding your child completing the Reception Baseline Assessment.
- The RBA is a short, interactive and practical assessment of your child's early literacy, communication, language and mathematics skills when they begin school, using materials that most children of your child's age will be familiar with. It became statutory for all schools from September 2021.
- Your child cannot 'pass' or 'fail' the assessment. Its main purpose is to create a starting point to measure the progress schools make with their pupils.





# ENQUIRY




























- Our curriculum is taught through enquiries, which is a thematic approach, initiated by an enquiry question. each term we work hard to answer a question through a variety of learning opportunities. Our learning environment is carefully planned through the development of a continuous provision. This environment is then developed and enhanced throughout the year to support and challenge children to develop their skills and knowledge progressively in exciting and creative ways.
- We have different subject drivers per term for our enquiry which are:
  - **Autumn: History**
  - **Spring: Geography**
  - **Summer: Creative Arts**

# MATHS

- We follow the NCETM maths scheme in F2 which uses Numberblocks, a pre-school BBC television series aimed at introducing children to early number. The characters combine with engaging storylines to gently introduce concepts of number to support early mathematical understanding.
- The NCETM materials use each episode as a launch pad. They are designed to help children to bring the numbers and ideas to life in the world around them.



# PHONICS (NO NONSENSE PHONICS)

s snake 	a apple 	t tent  teddy 	i insect 	p pan 
n net 	c cat 	k kit 	-ck duck 	e egg 
h hat 	r rat 	th this thumb 	m map 	d dig 
g girl 	o orange  octopus 	u umbrella 	l ladder 	-ll shell 
f feathers 	-ff cliff 	-ss dress 	b bat 	j jug 

- We follow the No Nonsense phonics scheme in F2. I have provided a range of materials to help with the teaching of this at home also.
- Children have their own phonics books and follow the scheme in order teaching one code over two days.
- I have printed out some home learning documents for you to take away and have a look at.

# READING



## Reading for pleasure book:

This is a picture book that your child has chosen. This book is one that we encourage you to read together to foster a love of reading. This will be changed weekly so please ensure this book is back in school on a Thursday to be changed.

## Decodable book:



This is a big cat book banded book that has been matched with your child's current reading level. This book contains the codes that we have previously taught during phonics. This book is kept for 2 weeks and will become the fluency book on week 2.

## Fluency book:

This is a big cat book banded book that your child has had the previous week. This is a book that your child should be beginning to read fluently.

The big cat books and reading diaries need be in school **daily** please so that an adult can read with your child throughout the school day.

We encourage you to read at-least 4 times a week at home with your child and record this in the reading diary. Reads will be counted weekly on a Thursday, and these will go towards our termly reading treat (more information to follow). When counting reads we will be counting the current week and will not back date diaries if your child's diary is not in school on that day.



# PHYSICAL EDUCATION

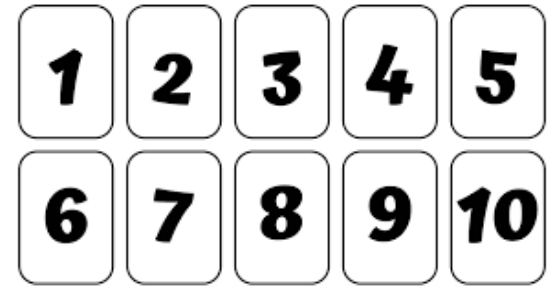
- PE will be on a Monday afternoon for F2. Children can come to school in their PE kit on this day and will stay in this for the whole day.
- For P.E black or navy-blue shorts and a white T-shirt are needed, with trainers for games and outdoor activities. During colder months black or navy jogging bottoms and a black or navy sweatshirt may be worn.
- For safety reasons, children should not wear jewellery in school. Those who have pierced ears may wear studs, but these must be removed for all P.E activities.



# FOREST SCHOOL FRIDAY

- On Fridays we will have a Forest Friday session in the afternoon.
- If you have some wellies/old shoes etc., please bring them into school so the children can change into these when outside during our Forest Friday session. It would also be great to pop a spare change of clothes into your child's bag incase they get wet and muddy. During this session, the children will be building, digging, using real tools and exploring the outdoor environment.





## WHAT CAN I DO AT HOME?

### Writing:

- Name recognition
- Name writing
- Spotting the initial sound in their name.


### Numbers to 10:

- Counting forwards to 10 and backwards.
- Number recognition
- Number writing



### Reading:

- Story books
  - School de-codable book
- Please write every time you read with your child in their reading diary (even if it is a story book at bedtime).





## ASSESSMENT - GLD

- GLD stands for 'Good Level of Development'. This refers to a summative assessment judgement which is made for each EYFS child at the end of the Reception year. It is a measure of attainment, not progress. Achieving a good level of development will help a child to make a good start in Year 1.
- Children are defined as having reached a Good Level of Development at the end of the EYFS if they have achieved the '**expected**' level within all Prime Areas and in the Specific Areas of Literacy and Mathematics.
- More information regarding this will be available later into the year.



# SAFEGUARDING

Our Designated Safeguarding Leads at Bilthorpe Flying High Academy are:

**-Mrs Camish**

**-Ms Brodie/Miss Rose (Interim)**

**-Mrs Hinton**

**-Miss Newman**

- Bullying (including cyberbullying) - Bullying is behaviour by an individual or group, repeated over time, that intentionally causes physical or emotional harm, or both.

It can happen in person or online, both in and out of school, and can be prejudice-based or discriminatory.

Important safeguarding updates include:

- Online Grooming - Grooming involves someone building a relationship with a child and gaining their trust, in preparation for abuse
- Online platforms make it easier for groomers to target several children at once, which can make the grooming process quicker

Some signs of Online Grooming include:

- Spending less time with friends
- Time on social media (increase or decrease)
- Being secretive about their devices
- Unexplained gifts/more money than usual



## **THANK YOU FOR COMING!**

- A huge thank you for coming to this meeting. As always if you have any questions, please speak to one of the EYFS team. I am available on Class Dojo, however, please consider I may not always respond immediately when outside working hours.
- Myself and the EYFS team cannot wait to work with you all to ensure the children have the best start in life.