

WELCOME TO  
FI AND  
PRESCHOOL

---

Bilsthorpe Flying High  
Academy



# THE TEAM

---

Teacher/EYFS Lead - Mrs Harper



---

Teaching Assistant - Mrs Boaler



---

Teaching Assistant - Miss Frost



---

Teaching Assistants - Miss Smith (Every Tuesday afternoon) and Miss Perkin (Every Friday morning till 10:30)



WHAT DOES AN  
FI/PRESCHOOL  
CHILD NEED FOR  
SCHOOL?

---



SCHOOL UNIFORM  
(FI ONLY)



SPARE  
NAPPIES/  
PULL-UPS



SPARE  
CHANGE OF  
CLOTHES



BABY  
WIPES




WATER BOTTLE  
FILLED WITH  
WATER OR JUICE  
ONLY



LUNCH BOX IF THEY ARE  
STAYING ALL DAY AND NOT  
HAVING A SCHOOL DINNER

EVERYTHING TO BE  
LABELLED WITH  
YOUR CHILDS NAME

# INDOORS



WHAT FI AND  
PRESCHOOL  
LOOKS LIKE

---

# OUTDOORS



# WHAT FI AND PRESCHOOL LOOKS LIKE...



- Every child deserves the best possible start in life. Children develop quickly in the early years, and we understand the importance of harnessing every opportunity to ensure that all children have the secure foundation to reach their full potential. We know that children's experience between birth to five has the greatest impact on their later life chances. For that reason, we are committed to ensuring that our provision provides children with a secure and happy environment in which to grow and flourish.

## Prime Areas:

- Communication and Language
- Personal, Social and Emotional Development
- Physical Development

## Specific Areas:

- Literacy
- Maths
- Understanding the World
- Expressive Arts and Design

# ENQUIRY



- Our curriculum is taught through enquiries, which is a thematic approach, initiated by an enquiry question. In each term we work hard to answer a question through a variety of learning opportunities. Our learning environment is carefully planned through the development of a continuous provision. This environment is then developed and enhanced throughout the year to support and challenge children to develop their skills and knowledge progressively in exciting and creative ways.
- We have different subject drivers per term for our enquiry which are:
  - Autumn: History
  - Spring: Geography
  - Summer: Creative Arts
- This term, our enquiry questions are: "What makes me special?" and "How do we celebrate?" To support our learning, we'll be asking for family photographs and other relevant pictures throughout the term. These will help us make meaningful connections and enrich the children's understanding.

# READING

## Reading for pleasure book


This is a picture book that your child has chosen. This book is one that we encourage you to read together to foster a love of reading. This will be changed weekly so please ensure that your child's book bag with the book inside is taken to school each day.

## Big Cat Reading Book

Starting in Autumn 2, each child will receive a lilac-banded book from our whole-school reading scheme, *Big Cat*. This will be given alongside their reading-for-pleasure book. Lilac-banded books are wordless picture books designed to encourage children to talk about what they see and begin creating their own stories using the illustrations as prompts. This helps develop their storytelling skills and early reading confidence.

## Reading diary

Each child has their very own reading diary. We encourage you to read at-least 4 times a week at home with your child and record this in the reading diary. Reads will be counted weekly on a Thursday, and these will go towards our termly reading treat (more information to follow). When counting reads we will be counting the current week and will not back date diaries if your child's diary is not in school on that day.



# PHONICS


(SUPER LEARNING SOUNDS/TEENY READING SEEDS)



- We follow the *Super Sounds* and *Teeny Reading Seeds* schemes to support our phonics learning.
- Our phonics sessions focus on exploring everyday sounds, musical sounds, rhythm and rhyme, alliteration, and oral blending and segmenting. In addition to this, we learn a new nursery rhyme and a new song each week to further develop children's listening and language skills.

# MATHS

- We follow the NCETM maths scheme in F1 which uses Numberblocks, a pre-school BBC television series aimed at introducing children to early number. The characters combine with engaging storylines to gently introduce concepts of number to support early mathematical understanding.
- The NCETM materials use each episode as a launch pad. They are designed to help children to bring the numbers and ideas to life in the world around them.
- In Preschool, we introduce early maths concepts through number rhymes, using them as a fun and engaging way to explore numbers and shapes. We also use a variety of props and puppets to bring the learning to life and make maths an exciting experience for the children.



# ENRICHMENT

## FOREST SCHOOLS BAKING OR COOKING

- On Fridays we will have a forest schools session or a baking/cooking session. However, it will be most often a forest schools session.
- For Forest School sessions, we kindly ask that children come to school dressed in appropriate outdoor clothing—something you don't mind getting dirty, muddy, or wet. An all-in-one waterproof suit is ideal, along with suitable footwear such as wellies.
- Please also send your child to school with a bag containing their regular school uniform, as they will change into this after their Forest School session.
- When we are running a cooking or baking enrichment session, there is no need for parents to provide anything. We will inform you in advance via Class Dojo when these sessions are taking place.
- If you have any concerns regarding dietary restrictions or preferences, please feel free to speak with me or a member of the FI/Preschool team.



# WHAT CAN I DO AT HOME?



- *Talk, talk, talk!* Narrate daily routines, ask questions, and encourage your child to respond.
- *Read together daily* - picture books, rhymes, and short stories help build vocabulary and listening skills.
- *Sing songs and nursery rhymes* - this develops memory, rhythm, and language patterns.
- *Play simple "what's this?" games* with everyday objects to build vocabulary.
- *Encourage independence* - let them try tasks like feeding themselves or tidying their toys away
- *Talk about feelings* - name emotions and let them explain how they are feeling
- *Play turn-taking games* - to help build social skills
- *Set simple routines* - Predictability helps children feel secure and manage emotions
- *Play listening games* - like 'Simon says..'
- *Practice short activities* - Matching games or puzzles to help them begin to concentrate for a short period of time
- *Practice self-help skills* - Putting on coats, washing their hands, using the toilet..

# SAFEGUARDING



Our designated safeguarding leads at BFHA are:

*Mrs Camish - Headteacher*

*Ms Brodie/Miss Rose (Interim)*

*Miss Newman*

*Ms Hinton*

## Bullying including cyberbullying

- Bullying is a behaviour by an individual or group, repeated over time. That intentionally causes physical or emotional harm or both.
- It can happen in person or online, both in and out of school. And can be prejudice-based or discriminatory.

## Important safeguarding updates:

- Online grooming: Grooming involves somebody building a relationship with a child and gaining their trust, in preparation for abuse
- Online platforms make it easier for groomers to target several children at once, which can make the grooming process quicker.
- Some signs of online grooming include:
  - Spending less time with friends
  - Time on social media (Increase or decrease)
  - Being secretive with their devices
  - Unexplained gifts/more money than usual

# SCHOOL FAMILY SUPPORT WORKER



- Ms. Hinton is our school's Family Support Worker. She is here to offer support to families for a variety of reasons. Whether you have concerns about your child or are experiencing challenges at home, Ms. Hinton is available to talk things through and help find the right support.
- You can contact her via Class Dojo or by speaking to the school office to arrange a meeting.

# SCHOOL SENCO



- Mrs. Matheson and Miss Newman are our school's Special Educational Needs Coordinators (SENCOs). They are here to provide support and guidance for children who have, or may have, special educational needs.
- Working closely with parents, families, and class teachers, they help ensure that every child receives the right support to thrive. If you have any questions or concerns, they can be contacted via Class Dojo.

# EARLY YEARS FUNDING 2 YEAR OLD'S (PRESCHOOL)



## 2-Year-Old Funding

- Some 2-year-olds may be entitled to 15 hours of free childcare per week, starting the term after their 2nd birthday.
- You may be eligible if you receive certain benefits (e.g. Universal Credit, Income Support), or if your child:
- Has an Education, Health and Care Plan (EHCP)
- Receives Disability Living Allowance (DLA)
- Is in foster care or adopted
- Has a family income under a certain threshold
- You must apply for a 2-year-old funding code through your local council or the Childcare Choices website.

## How to Apply

- Visit: [www.childcarechoices.gov.uk](http://www.childcarechoices.gov.uk)  
Or contact your local council for help with 2-year-old funding.


# EARLY YEARS FUNDING 3 / 4 YEAR OLD'S (FI/NURSERY)



## Universal Entitlement - 15 Hours for All 3 & 4-Year-Olds

- All children are entitled to 15 hours of free childcare per week, starting the term after their 3rd birthday.
- This is available for 38 weeks per year (term-time only).

## Extended Entitlement - 30 Hours for Working Families

- Some families may be eligible for up to 30 hours of free childcare per week.
- This is also available for 38 weeks per year (term-time).
- To qualify, both parents (or the sole parent in a single-parent household) must usually be working and earning the equivalent of at least 16 hours per week at minimum wage.
- You must apply for the 30-hour code through the government website:  
[www.childcarechoices.gov.uk](http://www.childcarechoices.gov.uk)
-  You'll need to provide us with your 30-hour code, National Insurance number, and child's date of birth before the deadline each term.



# THANK YOU FOR COMING!

- A huge thank you for coming to this meeting. As always if you have any questions, please speak to one of the EYFS team. I am available on Class Dojo, however, please consider I may not always respond immediately when outside working hours.
- Myself and the EYFS team cannot wait to work with you all to ensure the children are having the best start in life.