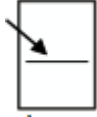





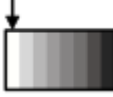



Year 2 – How many ways can we show emotion?

Sticky Knowledge

- Space is the distance around or between components of a piece of art
- Colours can represent our emotions in art for example blue can indicate sadness whereas yellow is viewed as bright and cheerful
- A shape uses lines to create different sized spaces/ space within lines
- A line is something longer than it is wide
- Printmaking is transferring images from one surface to another surface
- Fine media and broad media are used to create different thickness of lines in art and create different outcomes
- The lines we chose to use can represent moods or feelings - short, sharp zigzags could be viewed as angry, whereas fluid lines could portray calm
- Sculpting is a 3D piece of artwork which can be made from almost any material.
- A Slip is liquid clay used to glue parts of clay together
- Tools can be used to join and change materials such as craft knives, hand saws, glue guns, rolling pins
- It can be made from a single material or different ones attached together
- Artwork in response to the work of another artist can be made from a variety of media
- Look at artwork and comment on the colours, pattern and shape. Why have the artists chosen them? Aesthetics or purpose?

Key vocabulary

Lines		Marks that can be made with a range of materials and are longer than they are wide.	Key revision vocabulary: Mixing Dotting Scratching Splashing Sculpture Artist Art
Shapes		A shape uses lines to create different sized spaces within lines.	
Space		The distance around or between components of a piece of art.	
Stippling		An art technique in which you dab something to create small dots.	
Blending		Mixing or combining things together	
Expressionsim		An artistic movement which represents emotions, moods and ideas.	
Tones		How light or dark something is.	
Emotions		Moods and feelings.	

